

LINDNER



**KOMET 1800 PK | 2200 PK | 2800 PK
STATIONARY SECONDARY SHREDDING**

**UNASHAMEDLY
EFFICIENT.**

ONLY LINDNER CLIENTS CAN TRULY SAY:

THAT'S AS MUCH AS YOU CAN GET OUT OF IT.

JUST LIKE A RECHARGEABLE BATTERY: BRINGS EFFICIENCY INTO THE LINE.

The Lindner Komet PK single-shaft shredder sets new efficiency standards in secondary shredding. Thanks to its countershaft drive, this machine generates the necessary power to ensure high output with consistently low energy consumption. The countershaft acts like a flywheel that releases stored energy for peak loads and therefore guarantees uninterrupted shredding. Add precision and you get a Komet, not just an ordinary shredder.



1. HYDRAULIC MAINTENANCE DOOR

Remove non-shreddables quickly and cleanly with the maintenance door at position 2.

100% safe operation due to the mechanical safety lock and the pusher's special parking position.

Enjoy convenient maintenance access to the knives and counter knives with the maintenance door at position 3.



2. COUNTERSHAFT DRIVE

Superbly efficient thanks to the countershaft drive's continuous energy storage.

More power for tough materials ensured with additional flywheel mass.

Global availability of all easy-change standard parts.




3. TORQUE-LIMITING SAFETY CLUTCH

Optimum drive protection thanks to the drive unit's instant mechanical disengagement.

Fully adjustable to various materials.

Secure power down with our proven sensors.



4. INTERNAL PUSHER

Continuous shredding due to smooth feeding.

Easy feeding with a completely internal construction.

Delightfully maintenance-free thanks to the absence of guide elements.



5. HIGH-PRECISION SHEAR CUTTING SYSTEM

High output guaranteed with our signature knife geometry.

Consistent particle size thanks to a fully adjustable cutting gap even during operation.

Parts storage made easy thanks to identical knives, counter knives and scrapers.

Maximum service life ensured by our quadruple-use, quick-change knives.



6. PLUG & GO SCREEN UNIT

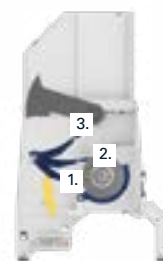
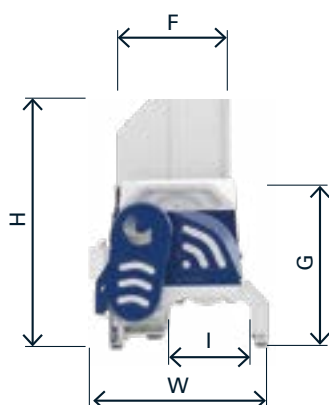
Flexible output sizes made possible with our quick-change screen units in various hole sizes.

Easy access for maintenance and fitting thanks to the swivel-mounted, hydraulically operated design.

Extremely safe operation with the electromagnetically locked screen access point, preventing access to the cutting chamber while the machine is in operation.



TECHNICAL DATA



Hydraulic door for maintenance and removal of foreign objects

1. Operating position
2. Position for removal of foreign objects
3. Position for maintenance

		KOMET 1800 PK	KOMET 2200 PK	KOMET 2800 PK
DIMENSIONS*				
Measure (LxWxH)	mm	4705 x 2925 x 3111	5375 x 2925 x 3111	6065 x 2925 x 3111
Hopper opening (DxF)	mm	1790 x 2030	2135 x 2030	2825 x 2030
Capacity	m ³	3.3	4	5.3
Outlet width (I)	mm	960	960	960
Weight	kg	20100	25500	29000
CUTTING UNIT*				
Length	mm	1770	2115	2805
Speed	min ⁻¹	264	264	264
Standard tool		blade knives	blade knives	blade knives
		172R	172R	172R
Number of knives	pcs.	50	60	80
Screens		hexagonal/round	hexagonal/round	hexagonal/round
Number of screens	pcs.	5	6	8
Final output	mm	10–100	10–100	10–100
DRIVE UNIT*				
Type		countershaft drive	countershaft drive	countershaft drive
Motor	kW	1 x 200	2 x 132	2 x 160
Power control		frequency converter	frequency converter	frequency converter

*The stated values refer to standard machine versions with a standard hopper and raised feet. The right to make technical changes is reserved.



Atex explosion protection



Water sprinkling system



Fire extinguishing system
with spark detection



Cutting system cooling

Lindner-Recyclingtech GmbH

Villacher Strasse 48 | 9800 Spittal/Drau | Austria

t.: +43 4762 2742 | f.: +43 4762 2742-9032 | office@lindner.com

www.lindner.com